



UNIVERSITY OF LEEDS

This is a repository copy of *Bladder Cancer*.

White Rose Research Online URL for this paper:
<http://eprints.whiterose.ac.uk/113339/>

Version: Supplemental Material

Article:

Sanli, O, Dobruch,, J, Knowles, MA orcid.org/0000-0002-9363-8657 et al. (4 more authors) (2017) *Bladder Cancer*. *Nature Reviews Disease Primers*, 3. 17022. ISSN 2056-676X

<https://doi.org/10.1038/nrdp.2017.22>

© 2017 Macmillan Publishers Limited, part of Springer Nature. This is an author produced version of a paper published in *Nature Reviews Disease Primers*. Uploaded in accordance with the publisher's self-archiving policy. The final publication is available at <https://doi.org/10.1038/nrdp.2017.22>.

Reuse

Unless indicated otherwise, fulltext items are protected by copyright with all rights reserved. The copyright exception in section 29 of the Copyright, Designs and Patents Act 1988 allows the making of a single copy solely for the purpose of non-commercial research or private study within the limits of fair dealing. The publisher or other rights-holder may allow further reproduction and re-use of this version - refer to the White Rose Research Online record for this item. Where records identify the publisher as the copyright holder, users can verify any specific terms of use on the publisher's website.

Takedown

If you consider content in White Rose Research Online to be in breach of UK law, please notify us by emailing eprints@whiterose.ac.uk including the URL of the record and the reason for the withdrawal request.



eprints@whiterose.ac.uk
<https://eprints.whiterose.ac.uk/>

Author notes

Please check these figures carefully and return any comments/amendments that you might have to me as soon as possible. In particular, we would like you to check the following:

- Do the figures convey the intended message?
- Are all the labels accurate and in the right place?
- Are all the arrows in the right place?
- Are any chemical structures correct?
- Have shapes and colours been used consistently and accurately throughout the figures?
- Have any of the figures been previously published, or have they been supplied by a colleague(s) who is not a named author on the article?

To mark up any corrections, please use the commenting tools in the PDF, or print and draw by hand, rather than directly editing the PDFs.

Fig 1

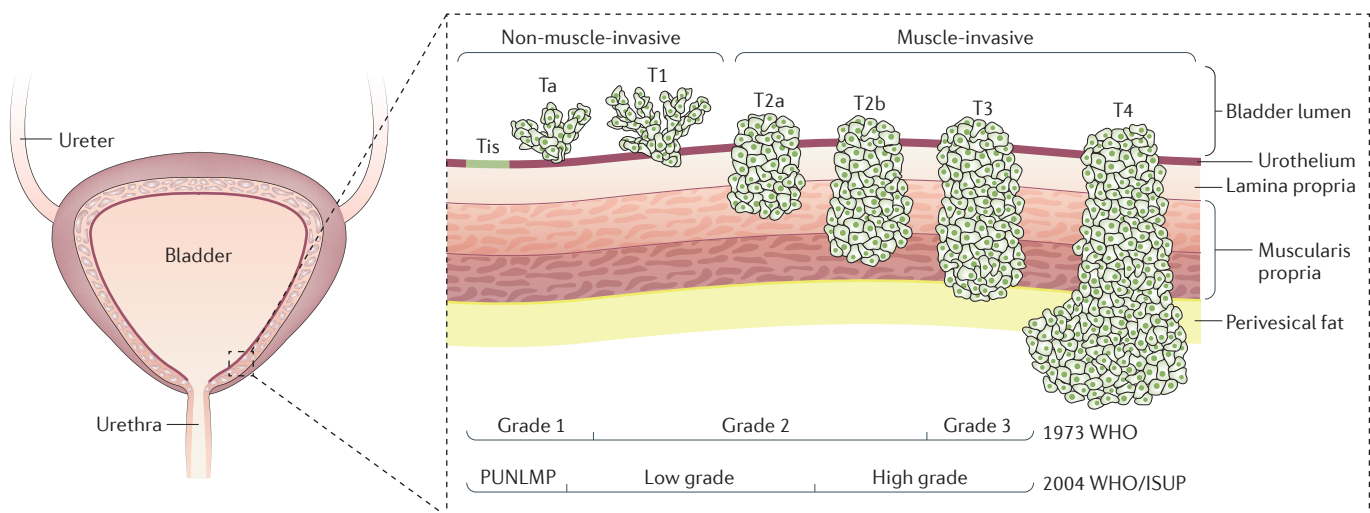


Fig 2

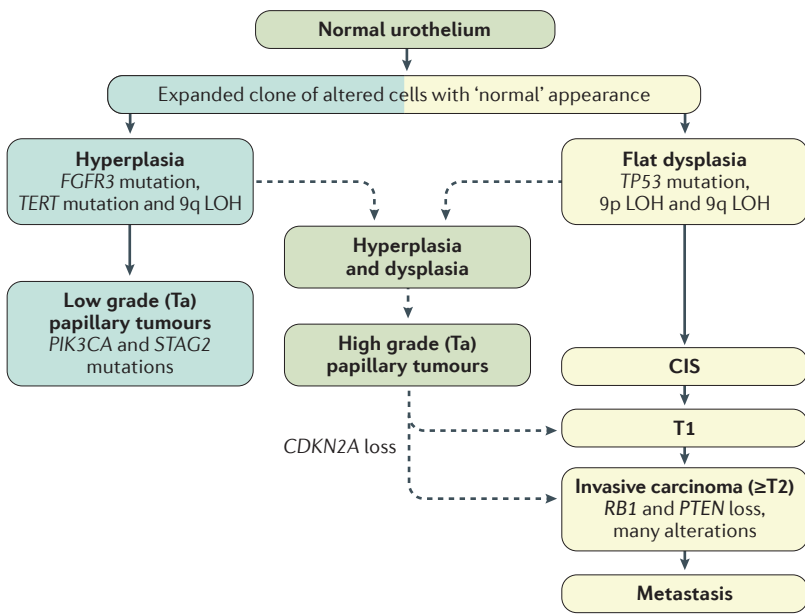


Fig 3

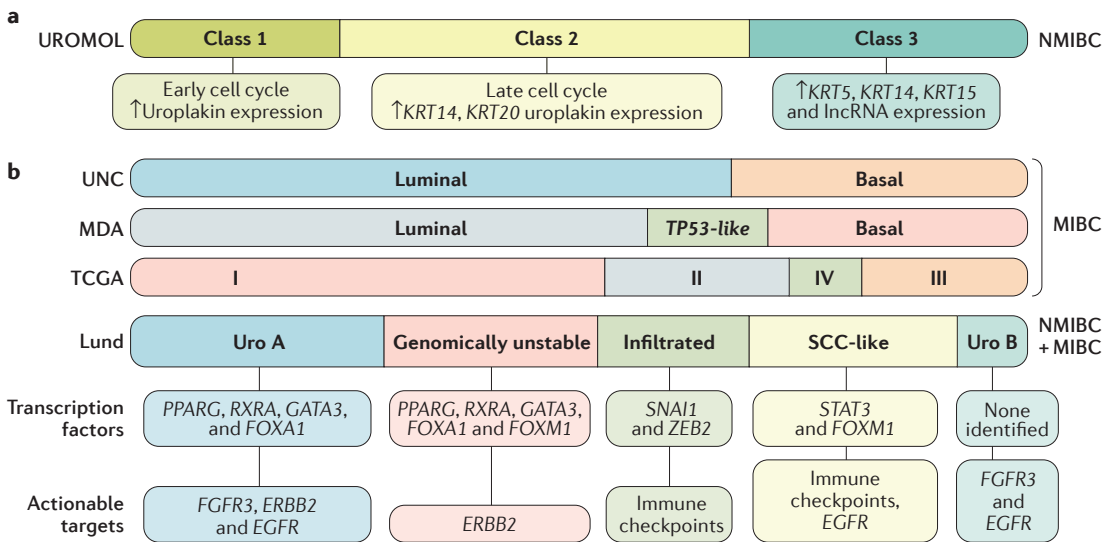
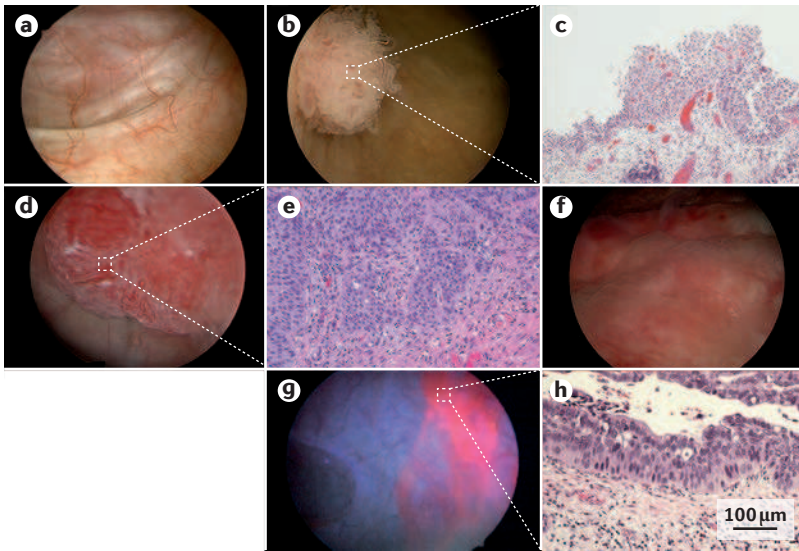
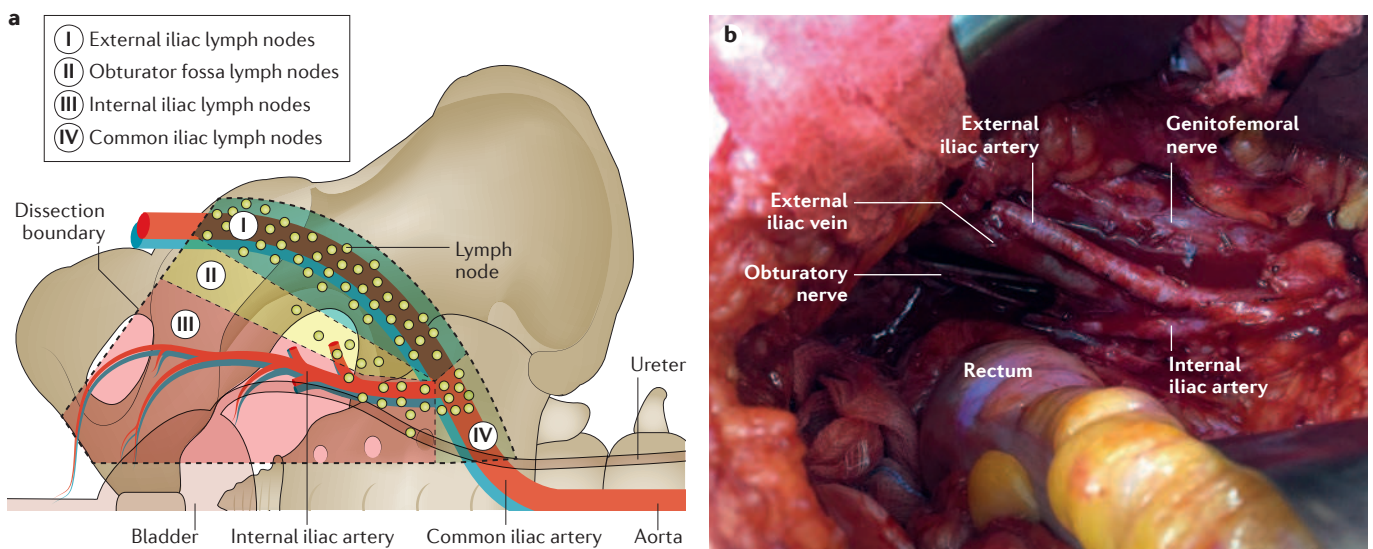


Fig 4



Nature Reviews | Disease Primers

Fig 5



Nature Reviews | Disease Primers

Fig 6

